

CHALLENGE SOLVING PILOT **ARTS-RELATED WORKSHOPS IN SOLA - MENTAL HEALTH LIVING LAB**

Riikka Kanervo and Anne Eskelinen

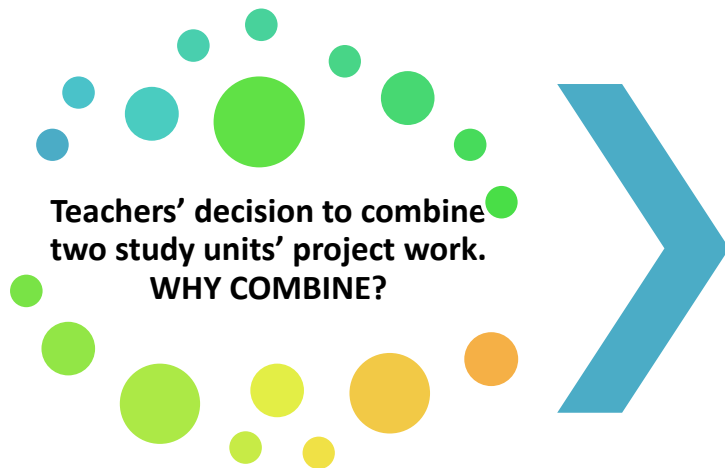
29.5.2017

HEISE - Higher Education Institutions for Societal Engagement



"Preparation for the course"

- Decision



- More credits to project work
- Wider projects
- Wider and deeper learning experiences and understanding
- The focus is in methods, methodology, creativity and customer work, participation
- EASY TO COMBINE!

CURRICULUM

Methodology Competence in Social Care Sector Client Work (10cr) and
Creativity and functionality in customer work (5cr)

- **The student**
 - recognizes and structures various theoretical work orientations and working methods in customer work
 - is able use and apply the methods and tools of social pedagogy and sociocultural and psychosocial work to support individuals, families and groups in different life stages
 - master the process of methodical and goal-oriented customer work and is able to evaluate and document customer work
- **The student is able to**
 - draw on his/her personal creativity and resources in customer work.
 - use creative and functional working methods while working with various customers.



"Preparation for the course"

- Questions



- One project place or more places?
- The focus – group work, individual customer work....
- What kind of activities?
- Who will find and contact project places?
- How many project groups?
- How many students in each project group?
- The guidance of student groups?



CONTACT: An association Keski-Uudenmaan Sopimus koti ry. SOLA- MENTAL HEALTH LIVING LAB

Keski-Uudenmaan Sopimus koti Ry

**An association which provides
Mental Health Services:**

- day and work activities,
- housing services and
- family work

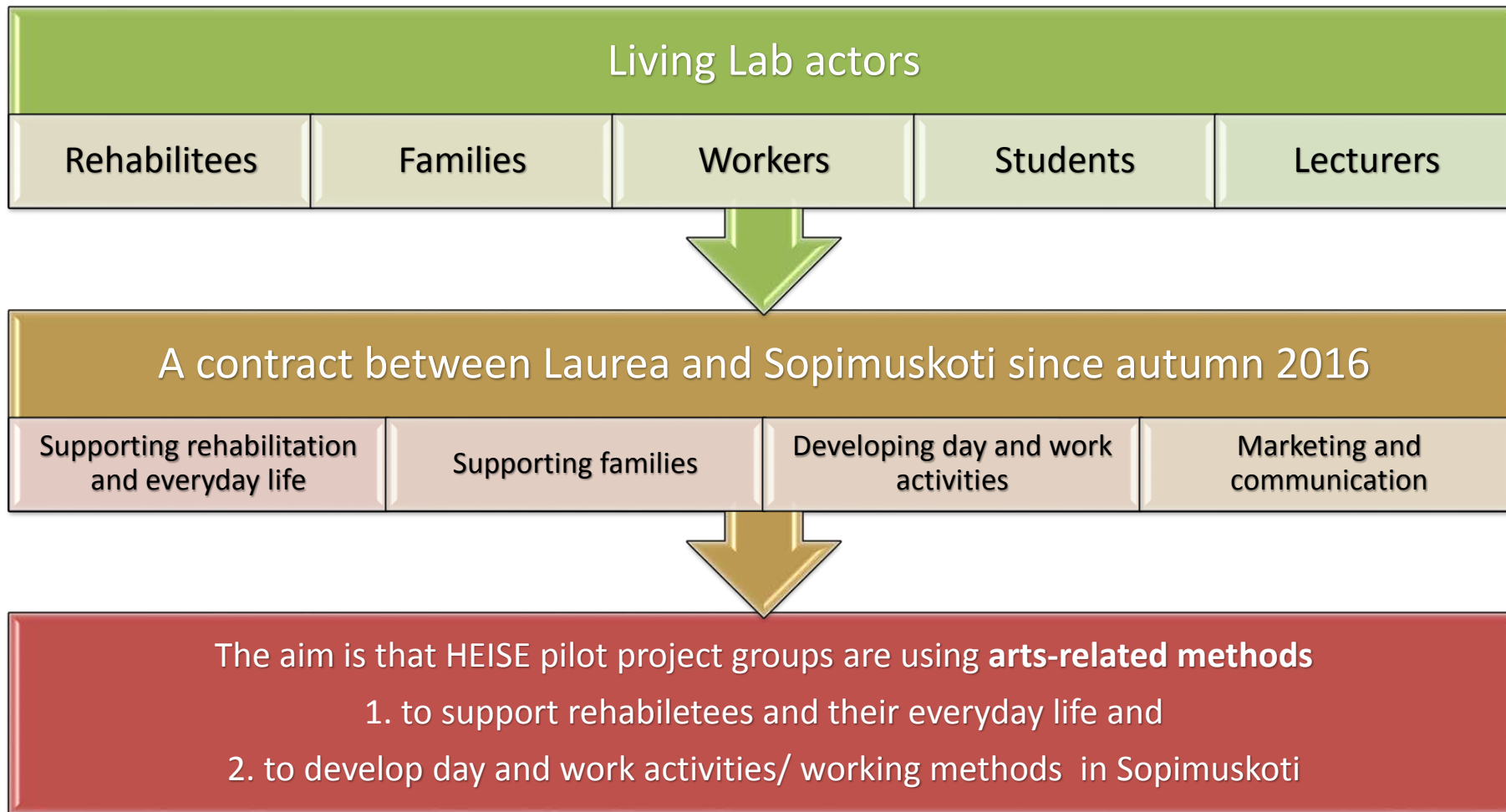
**Laurea University of Applied
Sciences**

- Social Services
- Nursing
- Business management

Multiprofessional co-operation

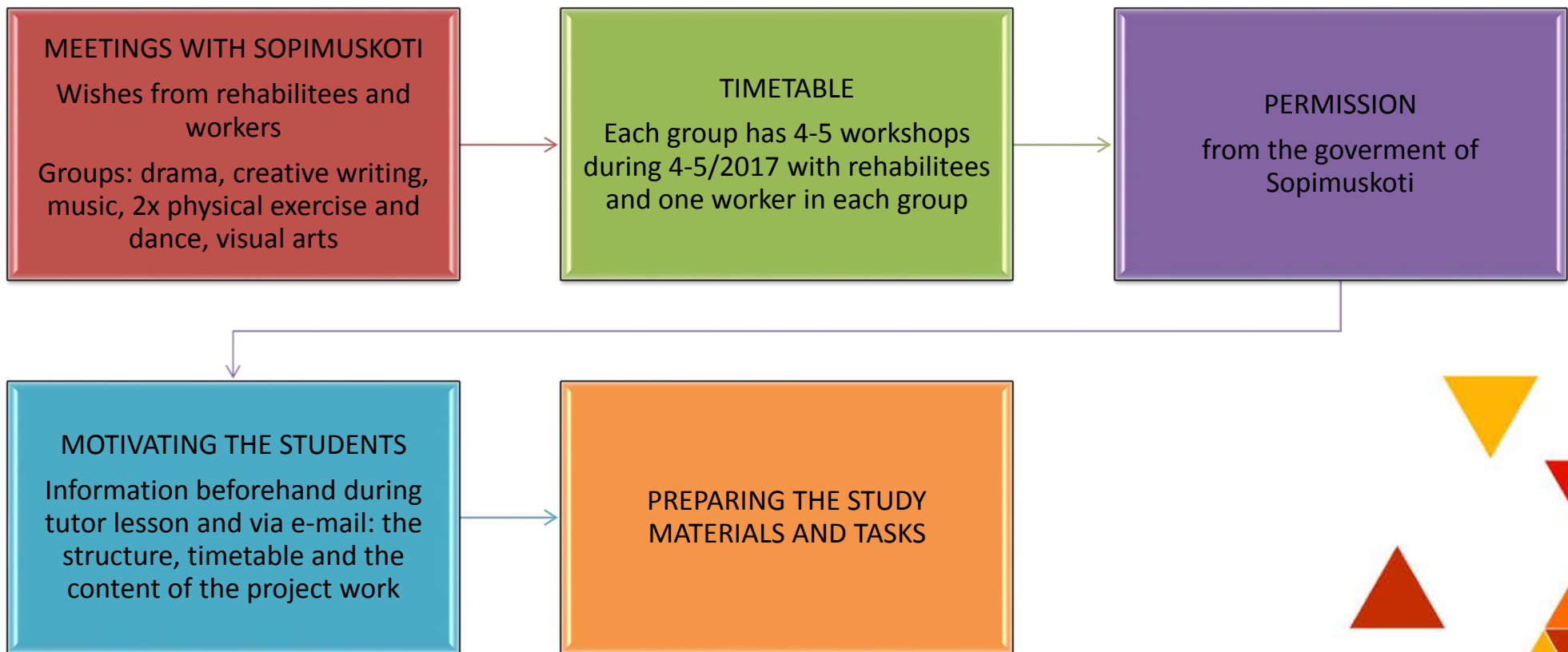
SOLA – Mental Health Living Lab

– A real life development work



"Preparation for the course"

Steps before the course



"Getting started"- tasks (8 x 3h)

Starting study units

- Forming project groups in contact lessons 14. and 21.3.2017.
- Students tell their wishes, which "language" they are interested in: two wishes.
- Visit to Sopimuskoti with students
- Checking the student groups
- 19 students, 6 project groups, 3-4 students in each groups

Planning the projects

- Goal-orientation: customers'v goals and students' own professional goals
- Customer-orientation and participatory in project work
- Argumentation - why these goals and methods
- Evaluation - how to collect feedback
- Introducing project plans 5.4.2017.
- Opponents' and lecturers' comments
- DISCRIBE YOUR CHALLENGE AT THE BEGINNING OF THE PROJECT USING YOUR OWN "LANGUAGE"
- Example music group

The manifest of creative activities – short films

- "Make a short film to argue in a creative way the importance of the creative method you are using in your project"
- Example, fysical exercise and dance group


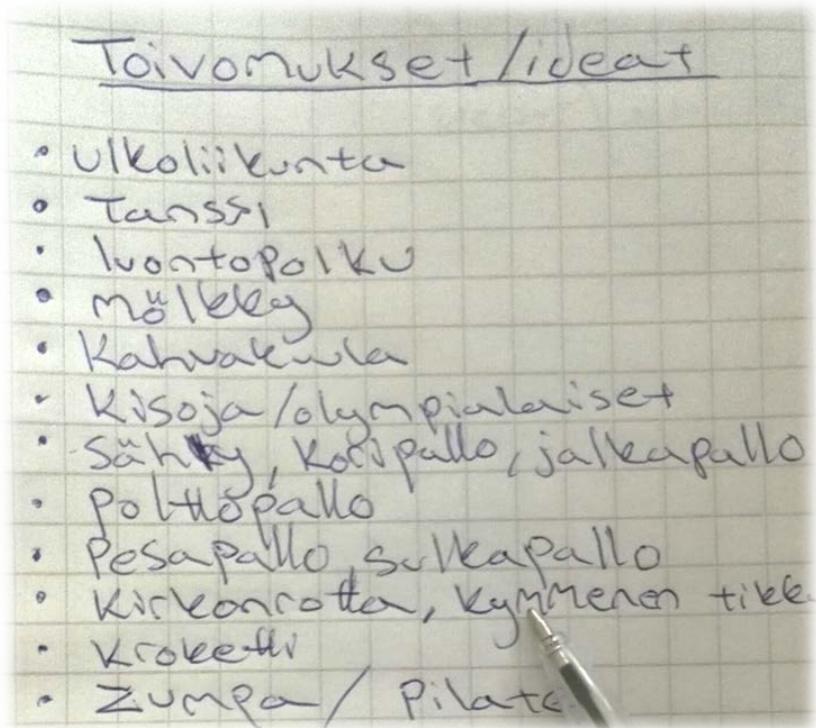
Common lessons during the project work - support

- Make a short silly poem about your project, limitation 5 min
- Make a moving statue: If your project were a vechile, what it could be? how it moves, who is driver, captain or passengers...
- Ethical issues: make a cartoon processing your projects ethical issues. Use ready-made figures.
- Feedback: give positive feedback to your project partners. Choose 3-5 positive things to share with other groups.



Physical exercise and dance group

- Wishes of the rehabilitees and marketing the group



KESKIVIikkoisin KLO: 16.15-17

Liikkumista Laurean opiskelijoiden kanssa!

Aikaisempaa kokemusta liikunnasta ei tarvita!

Sään salliessa ollaan ulkona. Sään mukainen pukeutuminen.

Tule mukaan silloin kun sinulle sopii!

Terveisin Annika, Sini ja Tiitta

12.4 LUONTOPOLKU
LÄHTÖ
SATAKIELELTÄ

19.4 PIHAPELIT
LÄHTÖ
SATAKIELELTÄ

26.4 JOUKKUEPELIT
SAVIONKOULULLA

3.5 TANSSIA
SATAKIELESSÄ

10.5
OLYMPIALAISET
KOIVIKONKENTÄLLÄ

Sateen
sattuessa
ohjelmaa
sisällä!

Poems and if you were a vehicle

- Students' feelings and emotions

M kun jännitys vallan saa
H Epävarmuus päätään nostaa
M Ärtymys ja hämmennys käsi kädessä
kulkuvat kun projektipolkan vastan-
otot Elson lailla ovia sulkevat.
M Tärkeä jään arsytyksellä kun asiakkaiden
osallistumisesta päälimmäiseksi jään
huojennus

Projektissamme vallitsee

molemmien puolinen innostus,
lämmön ajatus.

Ryhmän on vallannut tuttavallisuus.

Voimavaranaan riittämättömyys

JOS PROJEKTI OULSI
KULKUNEUVO

- MILLAINEN?
- MITEN LIIKKUU?
(VAI LIIKKUUKO?)
- KEITÄ MUKANA?
- ASIAKKAIDEN ROOLIT,
MERKITYS?
- OHJAAJEN ROOLIT?

→ TOIMINNALLINEN KUVAUS,
~~LIKKOVA~~ AAVET }
ESITYS " LIIKE }
PUHE }

Art exhibition





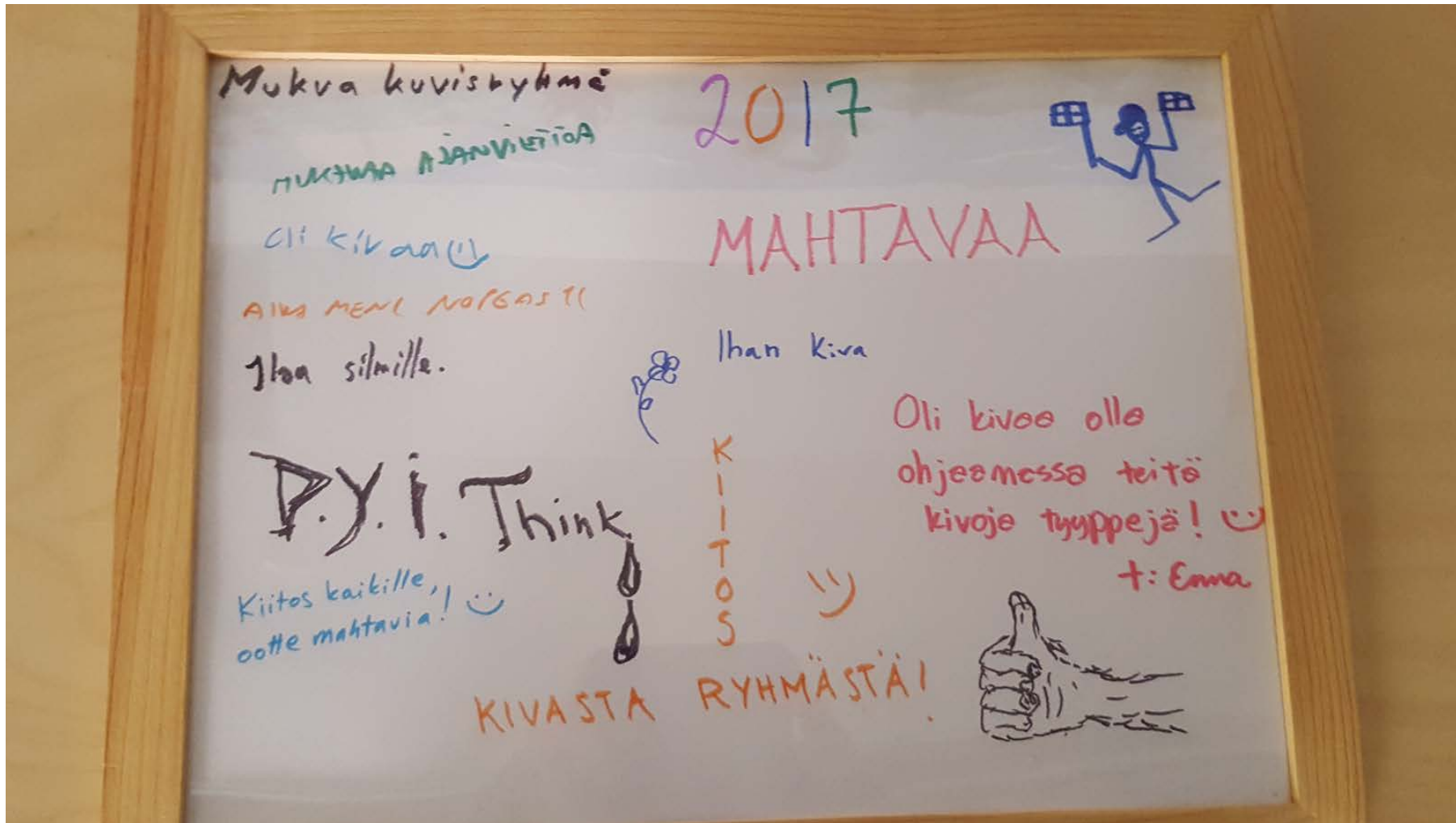
A common painting



Music inspired these paintings



Collecting feedback



"Closing up and aftermath of the course" (2 x 3h)

Common SOLA Living Lab seminar 23.5.2017 in Hyvinkää

- The purpose: to see and hear each group's actions – EMPOWERMENT
- rehabilitees and students making presentations

"The project path" – students' experiences of the project in society level and short "moving statues"

- Student groups use their own "language" to describe their project

Project report

- Describe the content of the project
- Evaluate the project using the feedback of rehabilitees, workers, your own feedback

Project groups' self evaluation

Feedback from Sopimuskoti: workers, rehabilitees

Teachers self evaluation



Next step – collect and analyse the evaluation data

